

PANEL PANEL MOUNTING COMPONENTS





For conventional wiring, Wöhner offers a comprehensive range of panel components for fastening to a DIN rail or mounting plate. The fuses and associated connection technology satisfy the exacting safety and quality requirements of international standards.

CUSTO®Panel

Space-saving D01 and D02 fuse bases for fitting in the 45mm standard field recess. Handling is facilitated by the extensive terminal area, favourable connection conditions for outgoing feeder leads and the possibility of directly connecting all lead types in the double function terminal. High level of safety with installation, operation and maintenance thanks to the integrated cover and all-round comprehensive shock protection.

AMBUS®Panel

With a width of only 18mm, the 10x38 fuse holders for cylindrical fuses are suitable for amperages up to 32A. Given a short-circuit withstand capacity up to 100kA and a VDE 0106-based contact protector, circuits up to 690V can be fused at up to 80A (22 x 58, at 400V up to 125A). Various models are available to accommodate neutral conductors, provide open-fuse LED indication, to accommodate semiconductor fuse protection, for DC voltages up to 1000Vdc and to provide micro-switch signaling. UL approved.

SECUR®Panel

Versions for photovoltaic applications:
For 10 x 38 fuses up to 1000V DC. 18 mm installation width, extendible to 22.5 with side spacer for improved ventilation. Variant with LED available.
For 10/14 x 85 fuses up to 1500V DC. 22.5mm wide, max. power loss up to 6W. Removable fuse carrier, the contacts in the holder remain covered and thus are not exposed.
All PV fuse holders are UL approved.

Types for Class CC fuses in acc. with UL 248-4 up to 30A. In keeping with the US standard with a short-circuit withstand capacity up to 200kA. Variants with LED for fuse monitoring are available.

Types for Class J fuses to 30 and up to 60A in acc. with UL 248-8. In keeping with the US fuses standard with a short-circuit resistance up to 200 kA. All of the UL Class holders satisfy the IP20 touch-safe standard for shock protection.

QUADRON®Panel

Fuse bases for Class J from 70 to 400A. In acc. with US standard and constructed in a shock-proof manner.

Types for NH fuses, the 1 and 3-pole NH bases can be used for fusing up to 630A / 690V. Matching neutral conductors of an optimised design are also available.



CUSTO®Panel

Fuse base for D01 and D02

1 and 3-pole

Integrated cover

Double function terminal



SECUR®Panel

Holder for 10 x 85 and 14 x 85

Design for photovoltaic applications up to 1500V DC

All-in shock protection, easy fuse changing

QUADRON®Panel
Switch disconnecter with fuses
Safe, independent-operator switching by means spring-operated mechanism and double interruption
Variants with door coupling rotary handle and shaft extension for operation when door is closed



QUADRON®Panel

The QUADRON®Panel NH fuse switch disconnectors of sizes 000 to 4a safeguard and isolate currents up to 1600A. Sizes 000 to 2 can be mounted on DIN rails. In sizes 00 to 3 versions with electronic or electro-mechanical fuse monitoring can be selected. Various accessories are available for connecting copper and aluminium conductors.

QUADRON®Panel switch disconnecter version with spring-operated mechanism for frequent switching in keeping with utilisation category "A". With FLAG indicating the switch position; lockable with up to 3 shackle locks in the OFF position. In the variant – rotary actuator for operation in front of closed door – combinable with the door coupling rotary handle.

Maximum safety is provided by the QUADRON®Panel design with NH fuses. The switch here has a switch-on preventer when the lid is opened. This makes changing NH fuses particularly easy and safe. Aside from the rotary actuator variant, versions with fuse monitoring are also available. A wide range of connection accessories supplement product selection.

SECUR®Panel

The D0 NH fuse switch disconnecter incorporates the benefits of fusible cut-outs with a high degree of safety and user convenience. The fuse can only be changed in the de-energised state. Adjustment to the fuse size is undertaken in captive fuse carriers complete with standard adaptive sleeve. No screw cap is needed. Simultaneous connection of comb-busbar and conductor or 2 conductors in the amply dimensioned double function terminal up to 35mm² is possible. An auxiliary switch for monitoring the switch position can be mounted at the side.

CAPUS®Panel

Switch disconnecter and change-over switch as 125A - 3150A emergency stop and mains switches, 125A - 1000A change-over switch. There are both the 3-pole version and a 3-pole + N version.



SECUR®Panel
Switch disconnecter for D0 fuses
Safe switching and ease of handling
1 to 3-pole versions and with N
Variants for shipbuilding with GL certificate



31 971	31 973	31 555	31 548
--------	--------	--------	--------

Fuse holder for photovoltaics

IEC-compatible holder for cylindrical fuses

with box terminals, shock protection in accordance with DIN 50274

AMBUS®Panel, Fuse holder for photovoltaics

Size	Rated current	Type	Width	Connection	Pack size	Weight	Part no.	
	Rated voltage					kg/100 u.		
10x38	30A / 1000V DC	1-pole	18	0.75 - 25mm ² / AWG 18 - 4	12	5.2	31 971	17
10x38	* 30A / 1000V DC	1-pole, with LED	18	0.75 - 25mm ² / AWG 18 - 4	12	5.7	31 973	17
10x38	30A / 1000V DC	2-pole	36	0.75 - 25mm ² / AWG 18 - 4	6	10.3	31 974	17

for fuse links, see page 6/2

* LED indicates blown fuse, operating range 400-1000V

SECUR®Panel, Fuse holder for photovoltaics

10x85	* 32A / 1500V DC	1-pole	22.5	0.75 - 25mm ² / AWG 18 - 4	5	9.2	31 555	17
-------	------------------	--------	------	---------------------------------------	---	-----	--------	----

for fuse links, see page 6/2

* also suitable for 14 x 85 fuses

Comb-type busbar, 1000V DC, length 1m

Type	Centre supply	Side supply	Cross section	Pack size	Weight	Part no.	
					kg/100 u.		
1-pole, insulated, bridge for 31 971 and 31 973 pitch 18mm	130A	80A	16	25	21.8	31 101	06
	200A	100A	25	10	47.5	31 548	06
1-pole, insulated, bridge for 31 971, 31 973 and 31 555 pitch 27mm	130A	80A	16	25	19.0	31 014	06
	220A	130A	35	10	50.0	31 057	06

Connecting terminal, for comb-type busbars

Type	Rated current	Pack size	Weight	Part no.	
			kg/100 u.		
for 31 014, side connection up to 50mm ²	125A	25	2.5	31 028	07
for 31 057, side connection up to 95mm ²	225A	3	9.0	01 198	07
for 31 101, side connection up to 25mm ²	80A	50	1.2	31 103	07
for 31 101, front connection up to 25mm ²	80A	50	1.2	31 157	07
for 31 548, front connection up to 35mm ²	115A	10	3.0	31 039	07

End cap, for comb-type busbars

Type	Pack size	Weight	Part no.	
		kg/100 u.		
for 31 548	20	0.1	31 042	06

4.5mm spacer, set for 50 fuse holders

for 31 971 and 31 973, permits arrangement in 22.5mm pitch	1	1.2	31 563	17
--	---	-----	--------	----



01 601	01 602	31 570	31 956
--------	--------	--------	--------

AMBUS®60Classic, Photovoltaics

for busbar mounting

AMBUS®60Classic, Bus-mounting fuse holder, 1000V DC, for fuses 10x38 IEC 60269-6

Type	Rated current	Width	Pack size	Weight kg/100 u.	Part no.
1-pole, for busbars 20 x 5/10	30A	22.5	12	5.0	31 572 01
1-pole, for busbars 30 x 5/10	30A	22.5	12	5.0	31 570 01
2-pole, for busbars 12, 15, 20, 25 and 30 x 5 or 10	20A	27	6	12.2	31 956 01
2-pole, for busbars 12, 15, 20, 25 and 30 x 5 or 10, with LED	20A	27	6	12.2	31 960 01

Universal busbar supports

Type	Busbars	Pack size	Weight kg/100 u.	Part no.
1-pole, indiv. mountable	12, 20, 30 x 5, 10	1	5.9	01 601 06
2-pole with internal screw holes	12, 20, 30 x 5, 10	1	8.3	01 602 06


for terminals for busbars see pages 2/7 to 2/9

Cover cap

Type	Pack size	Weight kg/100 u.	Part no.
end cover for fastening to busbar support 01 356 and 01 601	10	0.7	01 325 06
end cover for fastening to busbar support 01 602	1	1.5	01 363 06

Fuse link gPV, as per IEC/EN 60 269-6, for photovoltaic applications

Size	Rated current	Rated voltage	Power output	Pack size	Weight kg/100 u.	Part no.
10x38	8A	1000V	1.6W	10	0.6	31 543 17
	10A	1000V	2.0W	10	0.6	31 544 17
	12A	1000V	2.4W	10	0.6	31 545 17
	16A	1000V	2.1W	10	0.6	31 546 17
	20A	1000V	2.5W	10	0.6	31 547 17
14x85	16A	1100V	3.8W	20	2.7	31 560 17
	20A	1100V	4.7W	20	2.7	31 559 17
	25A	1000V	5.9W	20	2.7	31 558 17



03 290	03 288	03 289	03 294
--------	--------	--------	--------

QUADRON®Panel, photovoltaics

QUADRON®Panel, NH fuse base, 1-pole, with contact protection, **screw on both sides**, 1000V AC / 1500V DC

Type	Rated current	Rated voltage	Size	Pack size	Weight kg/100 u.	Part no.	
screw M10 on both sides	250A	1500 V	NH 1XL	3	51.0	03 290	10
screw M12 on both sides *	600A	1500 V	NH 2XL / 3L	3	106.0	03 294	10

* for fuse link NH 2XL or NH 3L as per IEC 60269-6 with max. 100W power dissipation

QUADRON®Panel, NH fuse base, 1-pole, with contact protection, **for busbar**, 1000V AC / 1500V DC

in connection M10 screw, out connection busbar 2x30x10	250A	1500 V	NH 1XL	3	58.0	03 289	10
in connection M10 screw, out connection busbar 2x30x10 for integrated current transformer mounting LEM HTA	250A	1500 V	NH 1XL	3	63.0	03 288	10
in connection M12 screw, out connection busbar 2x40x10 *	600A	1500 V	NH 2XL / 3L	3	110.0	03 293	10

* for fuse link NH 2XL or NH 3L to IEC 60269-6 with max. 100W power dissipation. Information on rated load factors concerning current carrying capacity is available on request or at www.woehner.com

Accessories

Type	Pack size	Weight kg/100 u.	Part no.	
grip lug cover, 2 units are needed for a 1-pole NH fuse base	30	1.5	79 449	10

further NH fuse bases see page 5/13



31 301

31 303

31 302

31 306

31 012

31 028

CUSTO®Panel

D0 integrated fuse base, contact protection version,
dual function terminal on both sides

CUSTO®Panel, fuse base, pitch 27mm

Thread / rated current / Rated voltage	Type	Connection	Pack size	Weight kg/100 u.	Part no.	
E 14 / 16A / 400V AC, 250V DC	1-pole	1.5 - 35	9	7.6	31 301	03
	3-pole	1.5 - 35	3	23.0	31 302	03
E 18 / 63A / 400V AC, 250V DC	1-pole	1.5 - 35	9	7.6	31 303	03
	3-pole	1.5 - 35	3	23.0	31 306	03

Comb-type busbar, pitch 27mm, length 1m

Type	Centre supply	Side supply	Cross section	Pack size	Weight kg/100 u.	Part no.	
1-pole, insulated, bridge	130A	80A	16	25	19.0	31 014	06
	220A	130A	35	10	50.0	31 057	06
3-pole, insulated, bridge, 400V	130A	80A	16	10	56.2	31 012	06
	220A	130A	35	4	125.0	31 056	06


Connecting terminal, for insulated comb-type busbars as bridge version

Type	Rated current	Pack size	Weight kg/100 u.	Part no.	
for 1-pole comb-type busbars 16mm ² , side connection up to 50mm ²	125A	25	2.5	31 028	07
for 3-pole comb-type busbars 16mm ² , side connection up to 50mm ²	125A	25	2.9	31 029	07
for 3-pole comb-type busbars 16mm ² , front connection up to 50mm ²	125A	25	2.9	31 085	07
for 1-pole comb-type busbars 35mm ² , front connection up to 95mm ²	225A	3	9.0	01 198	07
for 3-pole comb-type busbars 35mm ² , front connection up to 95mm ²	225A	3	9.3	01 228	07

a connecting terminal is needed for each phase

End cap

Type	Pack size	Weight kg/100 u.	Part no.	
for 3-pole comb-type busbar 16mm ²	50	0.1	31 027	06
for 3-pole comb-type busbar 35mm ²	10	0.2	31 084	06



31 286	31 288	31 014	31 012	01 198	31 028	31 086
--------	--------	--------	--------	--------	--------	--------

TRITON®Panel

D0 panel-mounting fuse base, contact protection as per DIN EN 50274/**BGV A3** for industrial applications
with dual function terminal on supply side, box terminal on outgoing side, with clip-on mounting

TRITON®Panel, fuse base, pitch 27mm

Thread / rated current / Rated voltage	Type	Connection	Pack size	Weight kg/100 u.	Part no.
E 14 / 16A / 400V AC, 250V DC	1-pole	1.5 - 35	9	12.8	31 286 02
	3-pole	1.5 - 35	3	38.4	31 288 02
E 18 / 63A / 400V AC, 250V DC	1-pole	1.5 - 35	9	13.9	31 291 02
	3-pole	1.5 - 35	3	41.4	31 293 02

Comb-type busbar, pitch 27mm, length 1m

Type	Centre supply	Side supply	Cross section	Pack size	Weight kg/100 u.	Part no.
1-pole, insulated, fork	130A	80A	16	25	24.6	31 024 06
3-pole, insulated, fork, 400V	130A	80A	16	10	56.0	31 026 06
1-pole, insulated, bridge	130A	80A	16	25	19.0	31 014 06
3-pole, insulated, bridge, 400V	130A	80A	16	10	56.2	31 012 06
3-pole, insulated, bridge, 400V	220A	130A	35	4	125.0	31 056 06

End cap, for insulated comb-type busbars

Type	Pack size	Weight kg/100 u.	Part no.
for 3-pole comb-type busbar 16mm ²	50	0.1	31 027 06
for 3-pole comb-type busbar 35mm ²	10	0.2	31 084 06

Connecting terminal, for insulated comb-type busbars as bridge version

Type	Rated current	Pack size	Weight kg/100 u.	Part no.
for 1-pole comb-type busbars 16mm ² , side connection up to 50mm ²	125A	25	2.5	31 028 07
for 3-pole comb-type busbars 16mm ² , side connection up to 50mm ²	125A	25	2.9	31 029 07
for 3-pole comb-type busbars 16mm ² , front connection up to 50mm ²	125A	25	2.9	31 085 07
for 3-pole comb-type busbars 35mm ² , front connection up to 95mm ²	225A	3	9.3	01 228 07

a connecting terminal is needed for each phase

Label holder

Type	Pack size	Weight kg/100 u.	Part no.
for clipping on to all Triton fuse bases	100	0.1	31 086 02
for label 31 004 and clip-on tag (for example, Siemens)			

Label

Type	Pack size	Weight kg/100 u.	Part no.
clip, 20 x 9mm	100	0.1	31 004 03



31 173

31 175

31 174

31 176

31 086

31 309

TRITON®Panel

D panel-mounting fuse base, contact protection in accordance with DIN EN 50274/**BGV A3** for industrial applications with dual function terminal on supply side, box terminal on outgoing side, with clip-on and screw-on mounting

TRITON®Panel, D panel-mounting fuse base, for gauge screws

Thread / rated current / Rated voltage	Type	Connection	Pack size	Weight kg/100 u.	Part no.	
E 27 / 25A / 500V AC, DC	1-pole	1.5 - 35	9	15.2	31 173	02
E 27 / 25A / 500V AC, DC	3-pole	1.5 - 35	3	45.7	31 174	02
E 33 / 63A / 500V AC, DC	* 1-pole	1.5 - 35	9	18.6	31 175	02
E 33 / 63A / 500V AC, DC	* 3-pole	1.5 - 35	3	53.8	31 176	02

* as per DIN VDE 0636-3011 also 690V AC/600V DC

Comb-type busbar, insulated, length 1m

Type	Centre supply	Side supply	Cross section	Pack size	Weight kg/100 u.	Part no.	
1-pole, bridge, for 31 173	130A	80A	16	25	21.5	31 309	06
3-pole, bridge, for 31 174, 500V	130A	80A	16	10	51.4	31 310	06
1-pole, bridge, for 31 175	130A	80A	16	25	21.0	31 311	06
3-pole, bridge, for 31 176, 690V	130A	80A	16	10	50.5	31 312	06

End cap, for insulated comb-type busbars

Type	Pack size	Weight kg/100 u.	Part no.	
for 3-pole comb-type busbar 16mm ²	50	0.1	31 027	06

Connecting terminal, for insulated comb-type busbars

Type	Rated current	Pack size	Weight kg/100 u.	Part no.	
for 1-pole comb-type busbars 16mm ² , side connection up to 50mm ²	125A	25	2.5	31 028	07
for 3-pole comb-type busbars 16mm ² , side connection up to 50mm ²	125A	25	2.9	31 029	07
for 3-pole comb-type busbars 16mm ² , front connection up to 50mm ²	125A	25	2.9	31 085	07


a connecting terminal is needed for each phase

Label holder

Type	Pack size	Weight kg/100 u.	Part no.	
for clipping on to all Triton fuse bases	100	0.1	31 086	02
for label 31 004 and clip-on tag (for example, Siemens)				

Label

clip, 20 x 9mm	100	0.1	31 004	03
----------------	-----	-----	--------	----



31 110

31 123

31 273

31 274

AMBUS® Panel

IEC-compatible holder for cylindrical fuses

with box terminals, clip-on mounting, contact protection in accordance with DIN 50274

AMBUS® Panel, holder for cylindrical fuses, standard model, without neutral conductor

Size	Rated current	Type	Width	Connection	Pack size	Weight kg/100 u.	Part no.	
10x38	32A	1-pole	18	0.75 - 25mm ² / AWG 18 - 4	12	5.2	31 110	17
		2-pole	36	0.75 - 25mm ² / AWG 18 - 4	6	10.3	31 112	17
		3-pole	54	0.75 - 25mm ² / AWG 18 - 4	4	15.5	31 113	17
14x51	50A	1-pole	27	1.5 - 35mm ² / AWG 14 - 2	6	9.7	31 115	17
		2-pole	54	1.5 - 35mm ² / AWG 14 - 2	3	20.2	31 117	17
		3-pole	81	1.5 - 35mm ² / AWG 14 - 2	2	30.4	31 118	17
22x58	100A	1-pole	36	4 - 50mm ² / AWG 10 - 1/0	6	15.8	31 120	17
		2-pole	72	4 - 50mm ² / AWG 10 - 1/0	3	32.2	31 122	17
		3-pole	108	4 - 50mm ² / AWG 10 - 1/0	2	48.6	31 123	17

AMBUS® Panel, holder for cylindrical fuses, standard model, neutral conductor on the right

10x38	32A	1-pole+N	36	0.75 - 25mm ² / AWG 18 - 4	6	11.3	31 111	17
		3-pole+N	72	0.75 - 25mm ² / AWG 18 - 4	3	21.7	31 114	17
14x51	50A	1-pole+N	54	1.5 - 35mm ² / AWG 14 - 2	3	21.8	31 116	17
		3-pole+N	108	1.5 - 35mm ² / AWG 14 - 2	1	42.7	31 119	17
22x58	100A	1-pole+N	72	4 - 50mm ² / AWG 10 - 1/0	3	35.8	31 121	17
		3-pole+N	144	4 - 50mm ² / AWG 10 - 1/0	1	67.5	31 124	17

AMBUS® Panel, holder for cylindrical fuses, standard model, neutral conductor on the left


14x51	50A	3-pole+N	108	1.5 - 35mm ² / AWG 14 - 2	1	42.7	31 168	17
22x58	100A	3-pole+N	144	4 - 50mm ² / AWG 10 - 1/0	1	67.5	31 171	17

AMBUS® Panel, holder for cylindrical fuses, N-module

10x38	32A	N	18	0.75 - 25mm ² / AWG 18 - 4	12	6.2	31 258	17
-------	-----	---	----	---------------------------------------	----	-----	--------	----

AMBUS® Panel, holder for cylindrical fuses, standard model, with integrated neutral conductor (on the left)

10x38	32A	1-pole+N	18	1.5 - 10mm ²	12	9.0	31 273	17
		3-pole+N	54	1.5 - 10mm ²	4	22.0	31 274	17



31 130	31 276	31 940	31 941
--------	--------	--------	--------

AMBUS®Panel

IEC-compatible holder for cylindrical fuses

with box terminals, clip-on mounting, contact protection in accordance with DIN 50274

AMBUS®Panel, holder for cylindrical fuses, model for semiconductor fuses

Size	Rated current	Type	Width	Connection	Pack size	Weight kg/100 u.	Part no.	
10x38	32A	1-pole	18	0.75 - 25mm ² / AWG 18 - 4	12	5.2	31 275	17
		2-pole	36	0.75 - 25mm ² / AWG 18 - 4	6	10.3	31 276	17
		3-pole	54	0.75 - 25mm ² / AWG 18 - 4	4	15.5	31 277	17
14x51	50A	1-pole	27	1.5 - 35mm ² / AWG 14 - 2	6	9.7	31 278	17
		2-pole	54	1.5 - 35mm ² / AWG 14 - 2	3	20.2	31 279	17
		3-pole	81	1.5 - 35mm ² / AWG 14 - 2	2	30.4	31 280	17
22x58	100A	1-pole	36	4 - 50mm ² / AWG 10 - 1/0	6	15.8	31 281	17
		2-pole	72	4 - 50mm ² / AWG 10 - 1/0	3	32.2	31 282	17
		3-pole	108	4 - 50mm ² / AWG 10 - 1/0	2	48.6	31 283	17

AMBUS®Panel, holder for cylindrical fuses, model with LED 110-690V AC/DC

10x38	32A	1-pole	18	0.75 - 25mm ² / AWG 18 - 4	12	5.7	31 130	17
		2-pole	36	0.75 - 25mm ² / AWG 18 - 4	6	11.3	31 132	17
		3-pole	54	0.75 - 25mm ² / AWG 18 - 4	4	17.0	31 133	17
14x51	50A	1-pole	27	1.5 - 35mm ² / AWG 14 - 2	6	9.8	31 135	17
		3-pole	81	1.5 - 35mm ² / AWG 14 - 2	2	30.5	31 138	17
22x58	100A	1-pole	36	4 - 50mm ² / AWG 10 - 1/0	6	15.9	31 140	17
		3-pole	108	4 - 50mm ² / AWG 10 - 1/0	2	48.7	31 143	17

LED indicates blown fuse


AMBUS®Panel, holder for cylindrical fuses, model with LED 12-72V AC/DC

10x38	32A	1-pole	18	0.75 - 25mm ² / AWG 18 - 4	12	5.7	31 930	17
-------	-----	--------	----	---------------------------------------	----	-----	--------	----

LED indicates blown fuse

AMBUS®Panel, holder for cylindrical fuses, also for semiconductor fuses, with pilot switch pilot switch indicates if no fuse is inserted, a holder is open or a fuse (with striker) has been tripped

14x51	50A	1-pole	27	1.5 - 35mm ² / AWG 14 - 2	6	11.6	31 940	17
		2-pole	54	1.5 - 35mm ² / AWG 14 - 2	3	23.5	31 972	17
		3-pole	81	1.5 - 35mm ² / AWG 14 - 2	2	34.6	31 941	17
22x58	100A	1-pole	36	4 - 50mm ² / AWG 10 - 1/0	6	18.1	31 942	17
		2-pole	72	4 - 50mm ² / AWG 10 - 1/0	3	36.6	31 957	17
		3-pole	108	4 - 50mm ² / AWG 10 - 1/0	2	54.1	31 943	17



31 014

31 012

01 198

31 028

31 564

Accessories

for AMBUS®Panel, holder for cylindrical fuses

Connection sets, for customised combinations of multi-pole units

Type	Pack size	Weight kg/100 u.	Part no.	
10 x 38, 2-pole	1	2.5	31 564	17
10 x 38, 3-pole	1	3.6	31 565	17
14 x 51, 2-pole	1	3.6	31 269	17

each set allows you to create ten 2 or 3-pole combinations, depending on the version.

Comb-type busbar, insulated, bridge, length 1m


Type	Centre supply	Side supply	Cross section	Pack size	Weight kg/100 u.	Part no.	
1-pole, pitch 18mm	130A	80A	16	25	21.8	31 101	06
3-pole, pitch 18mm	130A	80A	16	10	59.4	31 102	06
1-pole, pitch 27mm	130A	80A	16	25	19.0	31 014	06
3-pole, pitch 27mm	130A	80A	16	10	56.2	31 012	06
1-pole, pitch 27mm	220A	130A	35	10	50.0	31 057	06
3-pole, pitch 27mm	220A	130A	35	4	125.0	31 056	06

Connecting terminal, for comb-type busbars

Type	Rated current	Pack size	Weight kg/100 u.	Part no.	
for 31 101 and 31 102, side connection up to 25mm ²	80A	50	1.2	31 103	07
for 31 101 and 31 102, front connection up to 25mm ²	80A	50	1.2	31 157	07
for 1-pole comb-type busbars 16mm ² , side connection up to 50mm ²	125A	25	2.5	31 028	07
for 3-pole comb-type busbars 16mm ² , side connection up to 50mm ²	125A	25	2.9	31 029	07
for 3-pole comb-type busbars 16mm ² , front connection up to 50mm ²	125A	25	2.9	31 085	07
for 1-pole comb-type busbars 35mm ² , front connection up to 95mm ²	225A	3	9.0	01 198	07
for 3-pole comb-type busbars 35mm ² , front connection up to 95mm ²	225A	3	9.3	01 228	07

End cap, for comb-type busbars

Type	Pack size	Weight kg/100 u.	Part no.	
for 3-pole comb-type busbar 16mm ²	50	0.1	31 027	06
for 3-pole comb-type busbar 35mm ²	10	0.2	31 084	06



31 548	31 549	31 039	31 550
--------	--------	--------	--------

Accessories

for AMBUS®Panel, holder for cylindrical fuses

Comb-type busbar, insulated, bridge, length 1m


Type	Centre supply	Side supply	Cross section	Pack size	Weight kg/100 u.	Part no.	
1-pole, pitch 18mm	200A	100A	25	10	47.5	31 548	06
2-pole, pitch 18mm	200A	100A	25	10	81.0	31 561	06
3-pole, pitch 18mm	200A	100A	25	10	113.3	31 549	06

Connecting terminal, for comb-type busbars

Type	Connection	Rated current	Pack size	Weight kg/100 u.	Part no.	
for 31 548	6 - 35	115A	10	3.0	31 039	07
for 31 549 and 31 561	6 - 35	115A	10	3.5	31 550	07

End cap, for comb-type busbars

Type	Pack size	Weight kg/100 u.	Part no.	
for 31 548	20	0.1	31 042	06
for 31 549 and 31 561	20	0.2	31 552	06



31 295

31 296

31 297

31 298

AMBUS® Panel, class CC

Fuse holder class CC, contact protection, clip-on mounting
for fuses as per UL 248-4

AMBUS® Panel, class CC, holder for cylindrical fuses, standard model

Rated current / Rated voltage	Type	Width	Connection	Pack size	Weight kg/100 u.	Part no.	
30A / 600V	1-pole	18	0.75 - 25mm ² / AWG 18 - 4	12	5.5	31 295	17
	2-pole	36		6	11.3	31 296	17
	3-pole	54		4	17.0	31 297	17

AMBUS® Panel, class CC, holder for cylindrical fuses, model with LED 110-600V AC/DC

30A / 600V	1-pole	18	0.75 - 25mm ² / AWG 18 - 4	12	6.2	31 298	17
	2-pole	36		6	12.3	31 299	17
	3-pole	54		4	18.5	31 300	17

AMBUS® Panel, class CC, holder for cylindrical fuses, model with LED 12-72V AC/DC

30A / 12 - 72V	1-pole	18	0.75 - 25mm ² / AWG 18 - 4	12	6.2	31 929	17
----------------	--------	----	--	----	-----	--------	----

Accessories

for AMBUS® Panel, holder for cylindrical fuses

Comb-type busbar, insulated, bridge, length 1m

Type	Side supply	Centre supply	Cross section	Pack size	Weight kg/100 u.	Part no.	
1-pole, pitch 18mm	100A	200A	25	10	47.5	31 548	06
2-pole, pitch 18mm	100A	200A	25	10	81.0	31 561	06
3-pole, pitch 18mm	100A	200A	25	10	113.3	31 549	06

Connecting terminal, for comb-type busbars

Type	Connection	Pack size	Weight kg/100 u.	Part no.	
for 31 548	6 - 35	10	3.0	31 039	07
for 31 549 and 31 561	6 - 35	10	3.5	31 550	07

End cap, for comb-type busbars

Type	Pack size	Weight kg/100 u.	Part no.	
for 31 548	20	0.1	31 042	06
for 31 549 and 31 561	20	0.2	31 552	06



31 284	31 287	33 408	33 308
--------	--------	--------	--------

AMBUS®Panel / QUADRON®Panel, class J

class J fuse holders, contact protection model

for fuses as per UL 248-4

AMBUS®Panel, class J-fuse holder, clip-on mounting, standard model

Rated current / Rated voltage	Type	Width	Connection	Pack size	Weight kg/100 u.	Part no.	
30A / 600V (21 x 57)	1-pole	36	0.75 - 50mm ² / AWG 18 - 1	6	15.8	31 284	16
	2-pole	72		3	32.2	31 285	16
	3-pole	108		2	48.6	31 287	16
60A / 600V (27 x 60)	1-pole	40	2.5 - 50mm ² / AWG 14 - 1	6	18.2	31 920	16
	2-pole	80		3	37.0	31 921	16
	3-pole	120		2	55.9	31 922	16

AMBUS®Panel, class J-fuse holder, clip-on mounting, model with LED 110-600V AC/DC

30A / 600V (21 x 57)	1-pole	36	0.75 - 50mm ² / AWG 18 - 1	6	15.8	31 932	16
	2-pole	72		3	32.2	31 933	16
	3-pole	108		2	48.6	31 934	16
60A / 600V (27 x 60)	1-pole	40	2.5 - 50mm ² / AWG 14 - 1	6	18.2	31 923	16
	2-pole	80		3	37.0	31 924	16
	3-pole	120		2	55.9	31 925	16

QUADRON®Panel, class J-fuse holder, for screw-on mounting

100A / 600V (29 x 117)	*	3-pole	106	4 - 35mm ² / AWG 10 - 2/0	1	107.0	33 408	16
200A / 600V (41 x 146)	*	3-pole	184	35 - 120mm ² / AWG 2 - MCM300	1	203.0	33 409	16
400A / 600V (54 x 181)		3-pole	256	16 - 300mm ² / AWG 4 - MCM600	1	672.0	33 308	16

* do not use any fuse links with sharp-edged contact blades



03 351	03 760	79 449	79 448
------------------------	------------------------	------------------------	------------------------

QUADRON®Panel

690V AC / 440V DC

QUADRON®Panel, NH fuse base size 00, barrier model

Type	Rated current	Size	Poles	Connection	Pack size	Weight kg/100 u.	Part no.	
screw M8 on both sides	160A	NH00	1	70	10	12.6	03 350	10
	160A	NH00	3	70	4	45.7	03 351	10
clamp on both sides	160A	NH00	1	70	10	13.0	03 354	10
	160A	NH00	3	70	4	45.5	03 355	10

QUADRON®Panel, NH fuse base sizes 00 - 1 - 2 - 3, contact protection model

screw M8 on both sides	160A	NH00	1	70	12	15.2	03 758	10
	160A	NH00	3	70	4	48.4	03 759	10
clamp on both sides	160A	NH00	1	70	12	15.5	03 760	10
	160A	NH00	3	70	4	49.4	03 761	10
screw M10 on both sides	250A	NH1	1	150	3	48.6	03 762	10
	250A	NH1	3	150	1	158.3	03 763	10
clamp on both sides	250A	NH1	3	150	1	161.6	03 765	10
screw M10 on both sides	400A	NH2	1	240	3	93.1	03 766	10
	400A	NH2	3	240	1	288.3	03 767	10
screw M12 on both sides	630A	NH3	1	240	3	110.8	03 768	10
	630A	NH3	3	240	1	340.0	03 769	10

Grip lug cover, suitable for NH bases with contact protection

Type	Size	Pack size	Weight kg/100 u.	Part no.	
grip lug cover, 1 unit required for each fuse	00	30	1.2	79 448	10
2 units required to cover a fuse	1-3	30	1.5	79 449	10

Barrier and barrier support, suitable for NH bases 03 350 / 03 351 / 03 354 / 03 355

Type	Pack size	Weight kg/100 u.	Part no.	
barrier	100	2.2	03 377	10
barrier support, for external barrier	10	0.8	03 359	10



03 620	03 668	03 213	03 193	03 198
--------	--------	--------	--------	--------

Accessories

for NH fuse bases

Neutral conductor, screw-on mounting

Rated current	Connection	Type	Pack size	Weight kg/100 u.	Part no.	
160A	70	clamp on both sides	10	14.1	03 620	10
160A	70	screw M8 on both sides	10	14.2	03 519	10

Neutral conductor, separable, disconnectable, for screw-on or clip-on mounting to mounting rail DIN EN 60715

Rated current	Connection	Pack size	Weight kg/100 u.	Part no.	
63A	10	50	2.6	05 188	10

Neutral conductor, separable screw-on mounting

Rated current	Connection	Type	Pack size	Weight kg/100 u.	Part no.	
160A	70mm ² (clamp on both sides)	120mm	10	19.2	03 668	10
250A	70mm ² (screw M8 on both sides)	120mm	10	19.5	03 657	10
400A	120mm ² (screw M10 on both sides)	200mm	3	58.9	03 757	10
630A	240mm ² (screw M12 on both sides)	200mm	3	58.9	03 213	10

Connecting terminal

160A	70mm ² (clamp on both sides)	60mm	10	9.1	03 193	10
		125mm	10	14.6	03 173	10
250A	120mm ² (screw M10 on both sides)	100mm	10	16.8	03 195	10
		200mm	10	30.6	03 196	10
630A	240mm ² (screw M12 on both sides)	100mm	10	25.6	03 197	10
		200mm	10	42.0	03 198	10

combination options for 3-pole NH fuse bases and neutral conductor

(neutral conductor can be attached to the NH base)
 03 355 + 03 620 (clamp on both sides)
 03 351 + 03 519 (screw M8 on both sides)
 further combinations possible, if neutral conductors fixed separately

	Dimensions	9 60,61	→



36 209
36 106
36 103
36 100
36 112

MOTUS®Panel

MOTUS®Panel, hybrid motor starter with reversing function and CrossLink®Technology, 22.5mm wide for mounting onto DIN rail as per DIN EN 60715

Type	Pack size	Weight kg/100 u.	Part no.	
0.075 - 0.6A direct/reversing starter	1	64.3	36 100	21
0.18 - 2.4A direct/reversing starter	1	64.3	36 103	21
1.5 - 9A direct/reversing starter	1	64.3	36 106	21

Module for connection to SmartWire-DT®


for all MOTUS®	1	6.5	36 209	21
further components for SmartWire-DT on page 7/2				

MOTUS® accessories

plug connector with cable connection, 2 devices	1	7.6	36 902	21
plug connector with cable connection, 3 devices	1	9.0	36 903	21
plug connector with cable connection, 4 devices	1	10.9	36 904	21

MOTUS® replacement components

16A fuse for 0.6A and 2.4A versions	3	2.8	31 567	21
20A fuse for 9A version	3	2.8	31 568	21
30A fuse for 9A version for motors with heavy starting	3	2.8	31 569	21
0.075 - 0.6A electronics module for direct/reversing starters	1	57.1	36 109	21
0.18 - 2.4A electronics module for direct/reversing starters	1	57.1	36 110	21
1.5 - 9A electronics module for direct/reversing starters	1	57.1	36 111	21
adapter for DIN-rail	1	12.8	36 112	21



31 307	31 314	31 315	31 316
--------	--------	--------	--------

SECUR®Panel

Switch disconnector for D0 fuses up to 63A, dual function terminal on both sides
Contact protection to DIN EN 50274/BGV A3, 400V AC / 130V DC for 2-pole design.

SECUR®Panel, D0 switch disconnector with fuses

Type	Rated current	Connection	Pack size	Weight kg/100 u.	Part no.	
1-pole	63A	1.5 - 35	3	14.0	31 307	03
1-pole + N	63A	1.5 - 35	2	26.2	31 308	03
2-pole	63A	1.5 - 35	2	27.8	31 313	03
3-pole	63A	1.5 - 35	1	42.0	31 314	03
3-pole + N	63A	1.5 - 35	1	54.0	31 315	03

SECUR®Panel, D0-switch disconnector with fuses, with LED

1-pole	63A	1.5 - 35	3	14.2	31 556	03
3-pole	63A	1.5 - 35	1	42.6	31 557	03

Accessories

for AMBUS®Panel

Reducer

Type	Pack size	Weight kg/100 u.	Part no.	
D02 reducer for D01 fuses 2-16A	20	0.1	31 902	01

Pilot switch, for monitoring the switch setting, 9mm wide

1 changeover switch: 400V AC / 2A; 24V DC / 6A	1	5.4	31 316	03
--	---	-----	--------	----

Comb-type busbar, pitch 27mm, length 1m

Type	Centre supply	Side supply	Cross section	Pack size	Weight kg/100 u.	Part no.	
1-pole, insulated, bridge	130A	80A	16	25	19.0	31 014	06
1-pole, insulated, bridge	220A	130A	35	10	50.0	31 057	06
3-pole, insulated, bridge, 400V	130A	80A	16	10	56.2	31 012	06
3-pole, insulated, bridge, 400V	220A	130A	35	4	125.0	31 056	06

End cap, for insulated comb-type busbars

for 3-pole comb-type busbar 16mm ²	50	0.1	31 027	06
for 3-pole comb-type busbar 35mm ²	10	0.2	31 084	06

Connecting terminal, for insulated comb-type busbars as bridge version

for 1-pole comb-type busbars 16mm ² , side connection up to 50mm ²	25	2.5	31 028	07
for 3-pole comb-type busbars 16mm ² , side connection up to 50mm ²	25	2.9	31 029	07
for 3-pole comb-type busbars 16mm ² , front connection up to 50mm ²	25	2.9	31 085	07
for 1-pole comb-type busbars 35mm ² , front connection up to 95mm ²	3	9.0	01 198	07
for 3-pole comb-type busbars 35mm ² , front connection up to 95mm ²	3	9.3	01 228	07
a connecting terminal is needed for each phase				



33 552
33 910
33 545
33 542

QUADRON®Panel

QUADRON®Panel, switch disconnecter, 3-pole, **with multifunctional handle** (spring-controlled switch mechanism)

Type	Rated current	Width	Pack size	Weight kg/100 u.	Part no.	
box terminal *	160A	106	1	203.0	33 542	14
screw M10 *	320A	184	1	539.0	33 552	14

* as master switch or emergency off switch only with the following maximum operating currents:
160A Variant: 125A/690V AC; 320A variant: 280A/400V AC, 250A/690V AC

QUADRON®Panel, switch disconnecter, 3-pole **for door coupling twist handle** (spring-controlled switch mechanism)

box terminal, for door coupling twist handle *	160A	106	1	203.0	33 545	14
screw M10, for door coupling twist handle *	320A	184	1	516.0	33 555	14

additional extension shaft and door coupling twist handle required

* as master switch or emergency off switch only with the following maximum operating currents:
160A Variant: 125A/690V AC; 320A variant: 280A/400V AC, 250A/690V AC

Accessories

for QUADRON®Panel

Type	Can be used for	Pack size	Weight kg/100 u.	Part no.	
aux. conductor connection for box term.	160A	3	0.6	33 915	09
connection terminal 120mm ²	160A	3	12.1	33 914	14
box terminal for Cu conductors 70-185mm ² f, 35-150mm ² rm, Cu 35-120mm ² f +AE, la. Cu 15.5-24mm wide	320A	3	10.0	33 909	09
wedge clamp terminal, single, for Cu conductor 35 - 150mm ² , rm, sm, f, f + AE, for Al conductor 35 - 150mm ² rm, sm	* 320A	1	11.6	33 166	09
wedge terminal, double, for Cu conductors 2 x 35-70mm ² rm, sm, f +AE	320A	1	16.6	33 145	09

terminal power rating, see page 8/32

* not maintenance-free if aluminium conductors are used (see page 8/2)



33 512
33 911
33 505
33 502

QUADRON®Panel

QUADRON®Panel, NH switch disconnector with fuses, 3-pole, **with multi-functional handle** (spring-operated mechanism)

Type	Rated current	Size	Width	Pack size	Weight kg/100 u.	Part no.	
box terminal	125A	NH00	106	1	208.0	33 502	15
box terminal, with electronic fuse monitoring	125A	NH00	106	1	208.0	33 507	15
screw M10	250A	NH1	184	1	540.0	33 512	15
fuse monitoring on request							

QUADRON®Panel, NH switch disconnector with fuses, 3-pole, **for door coupling rotary handle** (spring-operated mechanism)


box terminal, front drive	125A	NH00	106	1	201.6	33 505	15
connection screw M10, front drive	250A	NH1	184	1	528.0	33 515	15
additional extension shaft and door coupling twist handle required							

Accessories

for QUADRON®Panel

Type	Can be used with	Pack size	Weight kg/100 u.	Part no.	
cover, for cable lugs, can be clipped on top/bottom	1	2	10.7	33 142	09
pilot switch, for monitoring the switch position	00-1	1	1.1	33 908	14
door coupling twist handle, black, IP 66, lockable in 'off' position, with up to 3 padlocks, door locking can be activated, no extension shaft	* 00-1	1	57.0	33 910	14
door coupling twist handle, red-yellow, IP 66, lockable in 'off' position, with up to 3 padlocks, door locking can be activated, no extension shaft	* 00-1	1	57.0	33 911	14
ext. shaft 290mm long	00-1	1	13.0	33 912	14
ext. shaft 490mm long	00-1	1	22.0	33 913	14
* switch can also be installed at a 90° angle to left/right, with the handle in the same position					

fuse links are not included in the scope of delivery



- 33 332
- 33 202
- 33 201
- 33 199
- 33 217

QUADRON®Panel

NH fuse switch disconnecter for panelmounting

QUADRON®Panel, NH fuse switch disconnecter Sizes 000 to 3

Type	Rated current	Size	Pack size	Weight kg/100 u.	Part no.	
box terminal	125A	NH000	1	57.2	33 217	09
clamp	160A	NH00	1	78.0	33 199	09
screw M8	160A	NH00	1	77.7	33 200	09
box terminal	250A	NH1	1	191.0	33 393	09
screw M10	250A	NH1	1	171.0	33 201	09
screw M10	400A	NH2	1	362.0	33 202	09
screw M12	630A	NH3	1	490.0	33 203	09

QUADRON®Panel, NH fuse switch disconnecter Size 4a

2 x screw M12	1600A	NH4a	1	1534.0	33 204	09
---------------	-------	------	---	--------	--------	----

QUADRON®Panel, NH fuse switch disconnecter Size 00, shortened contact protection


clamp 70mm ²	160A	NH00	1	71.6	33 221	09
screw M8	160A	NH00	1	71.9	33 222	09

QUADRON®Panel, NH fuse switch disconnecter Sizes 000 to 3, with electronic fuse monitoring

clamp 70mm ²	160A	NH00	1	93.0	33 328	09
screw M8	160A	NH00	1	92.0	33 329	09
screw M10	250A	NH1	1	229.0	33 330	09
screw M10	400A	NH2	1	380.0	33 331	09
screw M12	630A	NH3	1	524.0	33 332	09

QUADRON®Panel, NH fuse switch disconnecter Sizes 000 to 3, with electro-mechanical fuse monitoring

clamp 70mm ²	160A	NH00	1	127.0	33 207	09
screw M8	160A	NH00	1	126.0	33 208	09
screw M10	250A	NH1	1	255.0	33 149	09
screw M10	400A	NH2	1	412.0	33 150	09
screw M12	630A	NH3	1	556.0	33 151	09



33 376	33 378	33 166	33 145	01 182
--------	--------	--------	--------	--------

Accessories

for QUADRON®Panel, NH fuse switch disconnecter

Comb-type busbars, closed version with end caps

Type	Cross section	Can be used with	Pack size	Weight kg/100 u.	Part no.	
for two NH-LTS	35	33 217	4	23.0	33 906	09
	35	33 200	4	27.1	33 376	09
for three NH-LTS	35	33 200	4	44.7	33 377	09
for four NH-LTS	35	33 200	4	62.3	33 392	09


Connecting terminal, for comb-type busbars

Type	Connection	Pack size	Weight kg/100 u.	Part no.	
for 3-pole comb-type busbar 35mm ² , suitable for NH 000 with box terminal	4 - 35	3	4.0	33 907	09
for 3-pole comb-type busbar 35mm ² , suitable for NH 00 with screw connection	25 - 95	3	12.1	33 378	09

Connection accessories

Type	Cross section	Can be used with	Pack size	Weight kg/100 u.	Part no.	
box terminal for Cu conductors	70 - 185mm ² f, 35 - 150mm ² rm, Cu 35 - 120mm ² f+AE, la. Cu 15.5 - 24mm wide	1	3	10.0	33 909	09
clamp connection for Cu conductor rm, f + AE, la. Cu	1.5 - 70 / 12 x 1 - 10	00	3	1.5	03 727	09
	70 - 150 / 18 x 2 - 14	1	1	6.3	33 163	09
	120 - 240 / 21 x 1 - 14	2	1	10.6	33 164	09
	150 - 300 / 25 x 1 - 13	3	1	12.5	33 165	09
M8 screw connector	70	00	3	1.4	30 894	09
wedge clamp terminal, single, for Cu conductor, rm, sm, f, f + AE, for Al conductor rm, sm	16 - 70	00	3	3.0	33 224	09
	35 - 150	1	1	11.6	33 166	09
	50 - 240	1-3	1	19.9	33 167	09
	150 - 300	3	1	24.7	33 168	09
wedge terminal, double, for Cu conductors, rm, sm, f +AE	2 x 35 - 70	1	1	16.6	33 145	09
	2 x 70 - 120	2	1	27.8	33 146	09
	2 x 150	3	1	36.8	33 147	09
	2 x 185	3	1	36.8	33 385	09
tunnel terminal	3 x 1.5 - 16	00	3	6.4	01 182	09

* not maintenance-free if aluminium conductors are used (see page 8/2)



33 142	33 418	33 155	33 154
--------	--------	--------	--------

Accessories

for QUADRON®Panel, NH fuse switch disconnecter

Cover, for cable lugs, can be clipped on top and bottom

Type	Size	Pack size	Weight kg/100 u.	Part no.	
for 33 200, 33 208, 33 329, 33 394, 33 398, 33 420	00	1	2.8	79 811	09
for 33 221, 33 222	00	2	4.8	33 223	09
for NH fuse switch disconnecter size 1	1	2	10.7	33 142	09
for NH fuse switch disconnecter size 2	2	2	10.9	33 143	09
for NH fuse switch disconnecter size 3	3	2	15.6	33 144	09

Cover, for connection area

can be clipped on top/bottom	2	2	4.0	33 418	09
can be clipped on top/bottom	3	2	5.4	33 419	09

Barrier for handle

barrier for handle for closing of handle area from rear	1-3	10	2.2	33 155	09
---	-----	----	-----	--------	----

Trim frame, for cover with front plate assembly

Type	W x L	Size	Pack size	Weight kg/100 u.	Part no.	
trim frame, single	130 x 210 x 2	000	10	3.1	33 219	09
trim frame, double	199 x 166 x 2	000	10	3.9	33 220	09
trim frame, single	130 x 210 x 2	00	10	1.9	78 893	09
trim frame, double	232 x 210 x 2	00	10	2.9	78 105	09
trim frame, triple	340 x 210 x 2	00	10	3.8	78 139	09
trim frame, single *	143 x 210 x 2	00	10	3.3	33 225	09
trim frame, double *	250 x 210 x 2	00	10	5.6	33 226	09
trim frame	215 x 330 x 2	1	1	11.7	33 152	09
trim frame	248 x 330 x 2	2	1	9.4	33 153	09
trim frame	290 x 330 x 2	3	1	13.2	33 154	09

* for 33 221, 33 222



33 156	33 918	33 051
--------	--------	--------

Accessories

for QUADRON®Panel, NH fuse switch disconnecter

Pilot switch, for monitoring disconnecter lid position

Type	Size	Pack size	Weight kg/100 u.	Part no.	
pilot switch, 1 reversing switch: 250V AC / 5A; 30V DC / 4A	000, 00, 2, 3	1	1.1	33 156	09
	1	1	1.3	33 917	09
flat push-on connector DIN 46 244-A, 2.8 x 0.5mm					

Disconnecter lid interlock, to seal the disconnecter lid

for sealing wire	000	10	0.1	33 051	09
	00	10	0.2	03 849	09
for 3 locks with shackle diameter 4-7mm / sealing wire	1-3	10	0.5	33 157	09

Rapid mounting set, for mounting rails DIN EN 50 022 (35 x 7.5mm)


for 1 mounting rail	000	1	0.6	33 247	09
for 2 mounting rails, with centre distance 125mm or 150mm	00	1	18.5	33 193	09
	1-2	1	51.0	33 158	09

Arc chamber

arc chamber, retrofit package for higher utilisation category	1	3	10.7	33 918	09
---	---	---	------	--------	----

Label

clip, 30 x 10mm	1-3	100	0.1	33 159	09
-----------------	-----	-----	-----	--------	----



33 336
33 335
33 334
33 333

CAPUS®Panel

Type LTS

CAPUS®Panel, switch disconnecter 3-pole, 500V AC, with handle

Type	Rated current	Pack size	Weight kg/100 u.	Part no.	
screw M10, graphite-grey handle	250A	1	194.0	33 333	14
	400A	1	538.0	33 334	14
	630A	1	546.0	33 335	14
screw M12, graphite-grey handle	800A	1	944.0	33 336	14
screw M10, red handle	250A	1	194.0	33 355	14
	400A	1	546.0	33 356	14
	630A	1	544.0	33 357	14
screw M12, red handle	800A	1	940.0	33 358	14

fuses and terminal compartment covers are not included in the scope of delivery.



33 342

33 346

33 348

33 246

33 365

Accessories

for switch disconnectors type LTS

Terminal space cover, can be clipped on top/bottom

Type	Can be used with	Pack size	Weight kg/100 u.	Part no.	
for covering all connections, graphite grey	33 333, 33 355	2	4.0	33 350	14
	33 334 - 33 335, 33 556 - 33 557	2	12.0	33 351	14
	33 336, 33 358	2	20.0	33 352	14

Pilot switch, for monitoring the switch setting

1 changeover switch; 6.3 x 0.8 plug connections	33 333 - 33 336, 33 355 - 33 358	1	2.5	33 347	14
---	----------------------------------	---	-----	--------	----

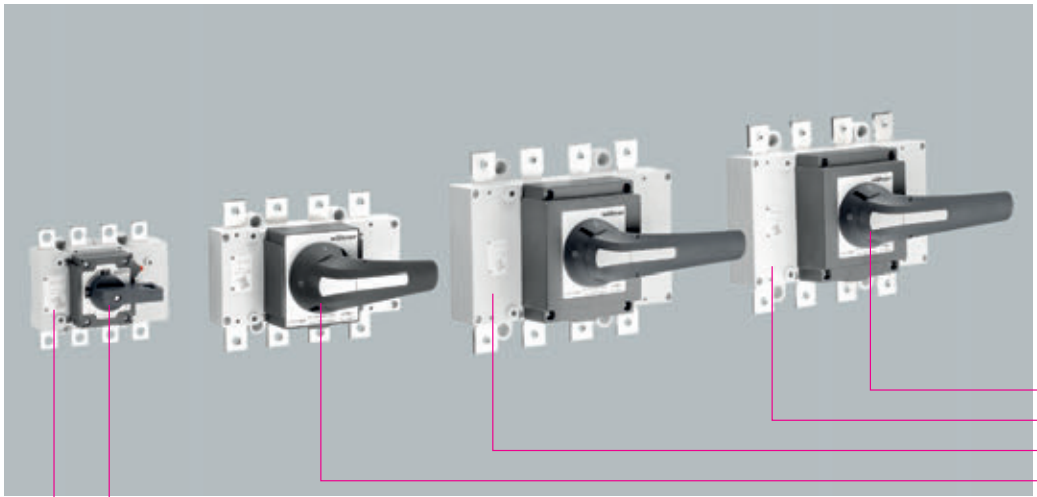
Door coupling drive

graphite-grey cover without door lock, incl. assembly accessories	33 336, 33 358	1	23.5	33 342	14
	33 333 - 33 335, 33 355 - 33 357	1	44.0	33 343	14
graphite-grey cover, door interlocked lockable with padlock, incl. assembly accessories	33 333 - 33 335, 33 355 - 33 357	1	38.0	33 345	14
	33 336, 33 358	1	67.0	33 346	14
yellow cover, door interlocked lockable with padlock, incl. assembly accessories	33 333 - 33 335, 33 355 - 33 357	1	38.0	33 348	14
	33 336, 33 358	1	56.0	33 349	14
extension shaft, 300mm long	33 333 - 33 335, 33 355 - 33 357	1	30.0	33 246	14
	33 336, 33 358	1	57.3	33 283	14
extension shaft, 550mm long	33 333 - 33 335, 33 355 - 33 357	1	29.0	33 380	14
	33 336, 33 358	1	38.0	33 381	14

Connection accessories

Type	Can be used with	Connection mm ²	Pack size	Weight kg/100 u.	Part no.	
clamp connection for Cu conductor rm, f + AE, la. Cu	33 333, 33 355	14 x 9	3	3.5	33 364	14
	33 334, 33 356	18 x 10	1	6.3	33 163	09
	33 335, 33 357	21 x 13	1	10.6	33 164	09
	33 336, 33 358	22 x 58	1	12.5	33 165	09
wedge clamp terminal, single, for Cu conductor, rm, sm, f, f + AE, for Al conductor rm, sm	* 33 333, 33 355	70 - 120	3	6.7	33 365	14
	33 334, 33 356	70 - 150	3	11.6	33 366	14
	33 335, 33 357	120 - 240	3	20.0	33 367	14

* not maintenance-free if aluminium conductors are used (see page 8/2)



- 33 928
- 33 449
- 33 448
- 33 447
- 33 296
- 33 441

CAPUS®Panel

Type LTS-T

CAPUS®Panel, switch disconnecter 3-pole, without handle

Type	Rated current	Pack size	Weight kg/100 u.	Part no.	
box terminal 95mm ²	125A	1	80.0	33 424	14
screw M8	125A	1	80.0	33 425	14
box terminal 95mm ²	160A	1	80.0	33 426	14
screw M8	160A	1	80.0	33 427	14
screw M10	200A	1	80.0	33 428	14
screw M10	250A	1	90.0	33 429	14
screw M10	315A	1	170.0	33 430	14
screw M10	400A	1	170.0	33 431	14
screw M10	630A	1	420.0	33 432	14
screw M10	800A	1	420.0	33 433	14
screw M14 *	1250A	1	700.0	33 434	14
screw M14 *	1600A	1	1850.0	33 435	14
screw M14 *	1800A	1	1850.0	33 436	14
screw M12 *	2000A	1	5500.0	33 437	14
screw M12 *	2500A	1	5500.0	33 438	14
screw M12 *	3150A	1	5600.0	33 439	14
rated current at 400V AC					
* lead time on request					

CAPUS®Panel, switch disconnecter 3-pole + N, without handle

box terminal 95mm ²	125A	1	90.0	33 440	14
screw M8	125A	1	90.0	33 441	14
box terminal 95mm ²	160A	1	90.0	33 442	14
screw M8	160A	1	90.0	33 443	14
screw M10	200A	1	90.0	33 444	14
screw M10	250A	1	100.0	33 445	14
screw M10	315A	1	190.0	33 446	14
screw M10	400A	1	190.0	33 447	14
screw M10	630A	1	450.0	33 448	14
screw M10	800A	1	450.0	33 449	14
screw M14 *	1250A	1	760.0	33 450	14
screw M14 *	1600A	1	2100.0	33 451	14
screw M12 *	2000A	1	7500.0	33 452	14
screw M12 *	2500A	1	7500.0	33 453	14
screw M12 *	3150A	1	7600.0	33 454	14
* lead time on request					



33 926	33 927	33 930	33 939	33 944
--------	--------	--------	--------	--------

Handles and accessories

for switch disconnecter type LTS-T

Handles

Type	Can be used with	Pack size	Weight kg/100 u.	Part no.	
door drive, graphite grey, with ext. shaft	33 424 - 33 429, 33 440 - 33 445	1	25.0	33 921	14
	33 430 - 33 431, 33 446 - 33 447	1	35.0	33 922	14
	33 432 - 33 433, 33 448 - 33 449	1	50.0	33 923	14
	33 434, 33 450	1	80.0	33 924	14
	33 435 - 33 439, 33 451 - 33 454	1	80.0	33 925	14
door drive, red-yellow, with ext. shaft	33 424 - 33 429, 33 440 - 33 445	1	25.0	33 970	14
	33 430 - 33 431, 33 446 - 33 447	1	35.0	33 971	14
	33 432 - 33 433, 33 448 - 33 449	1	50.0	33 972	14
	33 434, 33 450	1	80.0	33 973	14
	33 435 - 33 439, 33 451 - 33 454	1	80.0	33 974	14
direct drive, graphite grey	33 424 - 33 429, 33 440 - 33 445	1	5.0	33 926	14
	33 430 - 33 431, 33 446 - 33 447	1	20.0	33 927	14
	33 432 - 33 433, 33 448 - 33 449	1	25.0	33 928	14
	33 434, 33 450	1	30.0	33 929	14
	33 435 - 33 439, 33 451 - 33 454	1	30.0	33 930	14

Terminal cover


for covering all terminals on one side of the switch, transparent	33 430, 33 446	1	10.0	33 939	14
	33 432 - 33 433, 33 448 - 33 449	1	15.0	33 940	14
	33 434, 33 450	1	20.0	33 941	14
	33 435 - 33 436, 33 451	1	45.0	33 942	14

Terminal space cover

for covering all connections on one side of the switch, transparent	33 424 - 33 429, 33 440 - 33 445	1	10.0	33 943	14
	33 430 - 33 431, 33 446 - 33 447	1	15.0	33 944	14
	33 432 - 33 433, 33 448 - 33 449	1	20.0	33 945	14

Pilot switch

1 make + 1 break contact	33 424 - 33 439, 33 440 - 33 454	1	5.0	33 946	14
2 make + 2 break contacts	33 424 - 33 439, 33 440 - 33 454	1	10.0	33 947	14



- 33 937
- 33 470
- 33 467
- 33 465
- 33 935
- 33 464

CAPUS®Panel

Type LTSU-T

CAPUS®Panel, changeover switches 3-pole, without handle

Type	Rated current	Pack size	Weight kg/100 u.	Part no.	
screw M8 *	125A	1	180.0	33 455	14
screw M8 *	160A	1	180.0	33 456	14
screw M10 *	200A	1	190.0	33 457	14
screw M10	250A	1	550.0	33 458	14
screw M10	315A	1	550.0	33 459	14
screw M10	400A	1	550.0	33 460	14
screw M12	630A	1	1260.0	33 461	14
screw M12	800A	1	1260.0	33 462	14
screw M14	1000A	1	2430.0	33 463	14
rated current at 400V AC					
* bridge cable required; 6 or 8 connections available					

CAPUS®Panel, changeover switches 3-pole + N, without handle

screw M8 *	125A	1	210.0	33 464	14
screw M8 *	16A	1	210.0	33 465	14
screw M10 *	200A	1	220.0	33 466	14
screw M10	250A	1	590.0	33 467	14
screw M10	315A	1	590.0	33 468	14
screw M10	400A	1	590.0	33 469	14
screw M12	630A	1	1370.0	33 470	14
screw M12	800A	1	1370.0	33 471	14
screw M14	1000A	1	2680.0	33 472	14
* bridge cable required; 6 or 8 connections available					



33 935	33 936	33 938	33 933	33 946
--------	--------	--------	--------	--------

Handles and accessories


for switch disconnecter type LTSU-T

Handles

Type	Can be used with	Pack size	Weight kg/100 u.	Part no.	
door drive, graphite grey, with ext. shaft	33 455 - 33 457, 33 464 - 33 466	1	25.0	33 931	14
	33 458 - 33 460, 33 467 - 33 469	1	50.0	33 932	14
	33 461 - 33 462, 33 470 - 33 471	1	70.0	33 933	14
	33 463, 33 472	1	80.0	33 934	14
direct drive, graphite grey	33 455 - 33 457, 33 464 - 33 466	1	5.0	33 935	14
	33 458 - 33 460, 33 467 - 33 469	1	5.0	33 936	14
	33 461 - 33 462, 33 470 - 33 471	1	30.0	33 937	14
	33 463, 33 472	1	30.0	33 938	14

Pilot switch

1 make + 1 break contact	33 455 - 33 472	1	5.0	33 946	14
2 make + 2 break contacts	33 455 - 33 472	1	10.0	33 947	14



33 340
33 339
33 338
33 337

CAPUS®Panel

Type LTS-F

CAPUS®Panel, NH switch disconnecter with fuses 3-pole, 690V AC, with handle

Type	Rated current	Size	Pack size	Weight kg/100 u.	Part no.	
screw M8, graphite-grey handle	160A	NH00	1	230.0	33 337	15
screw M10, graphite-grey handle	250A	NH1	1	726.0	33 338	15
screw M10, graphite-grey handle	400A	NH2	1	760.0	33 339	15
screw M12, graphite-grey handle	630A	NH3	1	1310.0	33 340	15
screw M8, red handle	160A	NH00	1	230.0	33 359	15
screw M10, red handle	250A	NH1	1	724.0	33 360	15
screw M10, red handle	400A	NH2	1	768.0	33 361	15
screw M12, red handle	630A	NH3	1	1280.0	33 362	15

fuses and terminal compartment covers are not included in the scope of delivery.



33 342	33 346	33 348	33 246
--------	--------	--------	--------

Handles and accessories

for switch disconnectors with fuses type LTS-F

Terminal space cover, can be clipped on top/bottom

Type	Can be used with	Pack size	Weight kg/100 u.	Part no.	
for covering all connections, graphite grey	33 337, 33 359	2	4.0	33 350	14
	33 338 - 33 339, 33 360 - 33 361	2	12.0	33 351	14
	33 340, 33 362	2	20.0	33 352	14

Pilot switch, for monitoring the switch setting

1 changeover switch; 6.3 x 0.8 plug connections	33 337 - 33 340, 33 359 - 33 362	1	2.5	33 347	14
---	----------------------------------	---	-----	---------------	----

Door coupling drive

graphite-grey cover without door lock, incl. assembly accessories	33 340, 33 362	1	23.5	33 342	14
	33 337 - 33 339, 33 359 - 33 361	1	44.0	33 343	14
graphite-grey cover, door interlocked lockable with padlock, incl. assembly accessories	33 337 - 33 339, 33 359 - 33 361	1	38.0	33 345	14
	33 340, 33 362	1	67.0	33 346	14
yellow cover, door interlocked lockable with padlock, incl. assembly accessories	33 337 - 33 339, 33 359 - 33 361	1	38.0	33 348	14
	33 340, 33 362	1	56.0	33 349	14
extension shaft, 300mm long	33 337 - 33 339, 33 359 - 33 361	1	30.0	33 246	14
	33 340, 33 362	1	57.3	33 283	14
extension shaft, 550mm long	33 337 - 33 339, 33 359 - 33 361	1	29.0	33 380	14
	33 340, 33 362	1	38.0	33 381	14

Connection accessories

Type	Can be used with	Connection mm ²	Pack size	Weight kg/100 u.	Part no.	
clamp connection for Cu conductor, rm, f + AE, la., Cu	33 337, 33 359	2.5 - 70 / 12 x 10	3	2.9	33 363	14
clamp connection for Cu conductor, rm, f + AE, la. Cu	33 338, 33 360	18 x 10	1	6.3	33 163	09
	33 339, 33 361	21 x 13	1	10.6	33 164	09
	33 340, 33 362	22 x 58	1	12.5	33 165	09
wedge clamp terminal, single, for Cu conductor, rm, sm, f, f + AE, for Al conductor rm, sm	* 33 338, 33 360	70 - 150	3	11.6	33 366	14
	33 339, 33 361	120 - 240	3	20.0	33 367	14

* not maintenance-free if aluminium conductors are used (see page 8/2)